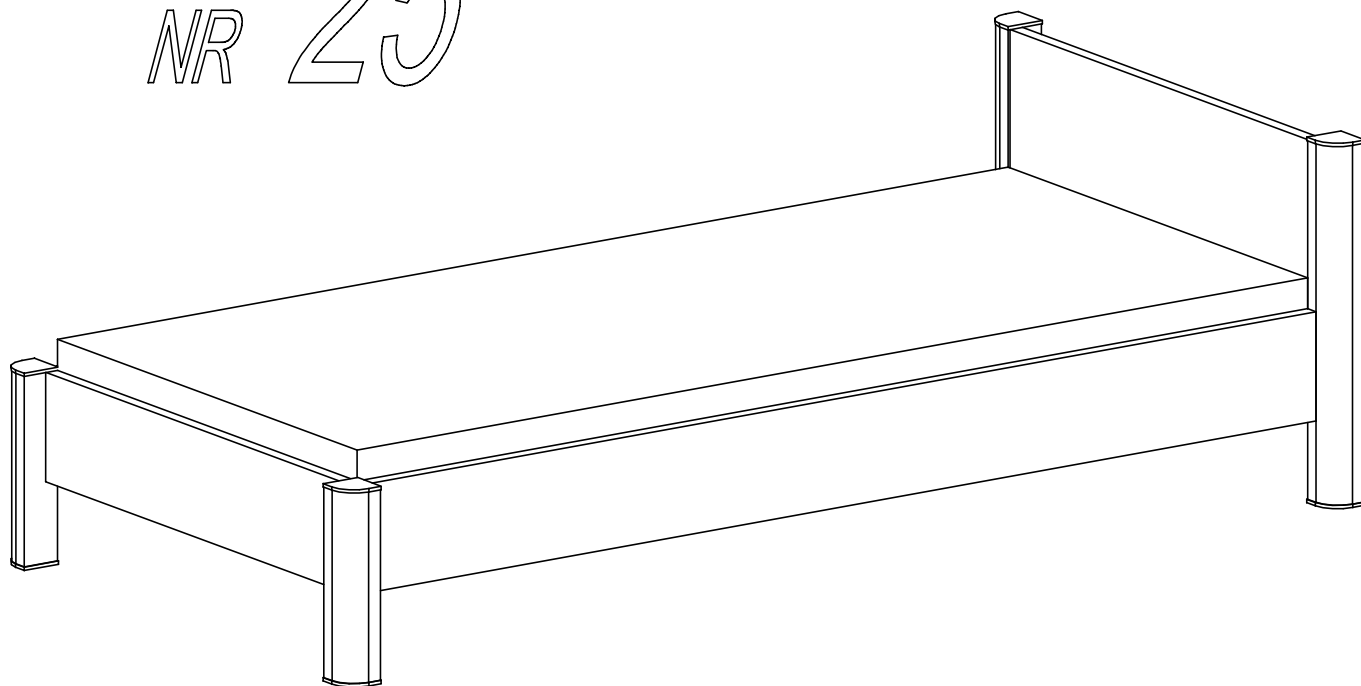


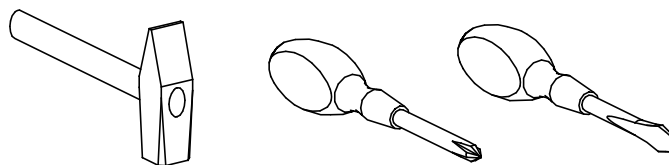
ŁÓŻKO 90

INSTRUKCJA MONTAŻU MONTAGEANLEITUNG


NR 25



Narzędzia niezbędne do montażu (nie dostarczane przez producenta)
Zur Montage benötigte Werkzeuge (nicht vom Hersteller mitgeliefert)

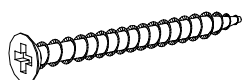


MONTOWAĆ NA MIEKKIM PODŁOŻU TYPU: KOC, DYWAN.

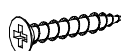


PRZED ROZPOCZĘCIEM MONTAŻU ZAPOZNAĆ SIĘ Z INSTRUKCJĄ
BITTE MONTAGEANLEITUNG BEACHTEN

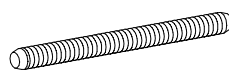
W PRZYPADKU REKLAMACJI PROSZĘ OZNACZYĆ
NUMER SERII OPISANY NA ETYKIECIE OPAKOWANIA



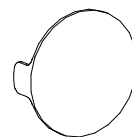
H - 12 St.
5 x 50 mm



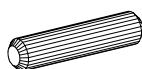
E - 4 St.
4 x 30 mm



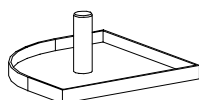
D - 10 St.
M8 x 95 mm



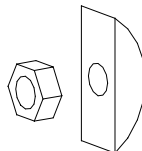
C - 10 St.



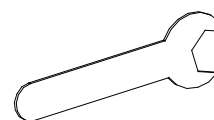
L - 18 St.



K - 8 St.



S - 10 St.



T - 1 St.