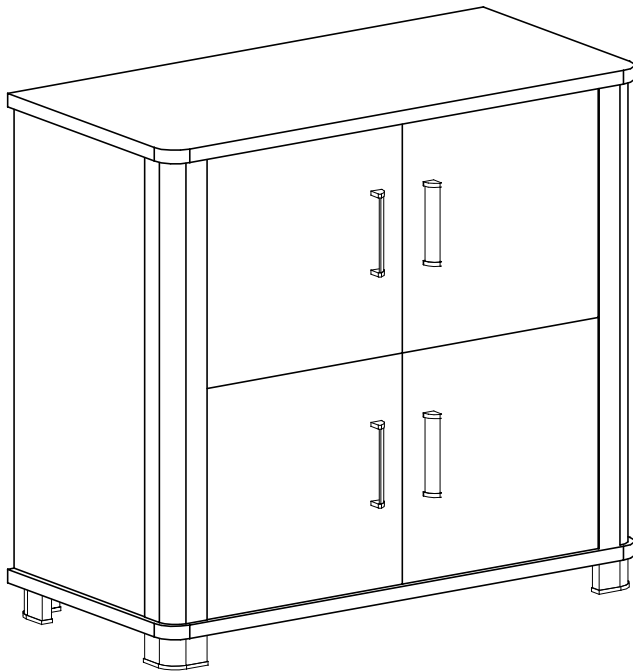


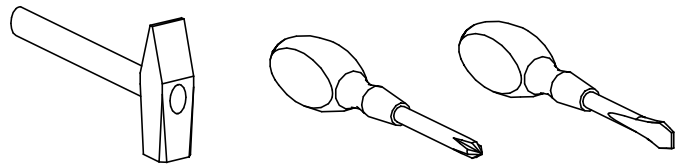
INSTRUKCJA MONTAŻU
MONTAGEANLEITUNG

KOMODA 90

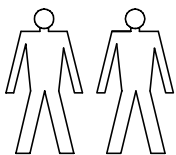
NR 21



Narzędzia niezbędne do montażu (nie dostarczane przez producenta)
Zur Montage benötigte Werkzeuge (nicht vom Hersteller mitgeliefert)

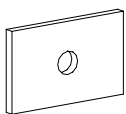


MONTOWAĆ NA MIEKKIM PODŁOŻU TYPU: KOC, DYWAN.



PRZED ROZPOCZĘCIEM MONTAŻU ZAPOZNAĆ SIĘ Z INSTRUKCJĄ
BITTE MONTAGEANLEITUNG BEACHTEN

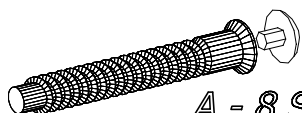
W PRZYPADKU REKLAMACJI PROSZĘ OZNACZYĆ
NUMER SERII OPISANY NA ETYKIECIE OPAKOWANIA



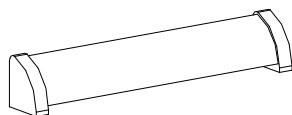
M - 1 St.



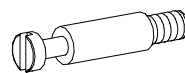
D - 16 St.
4 x 16 mm



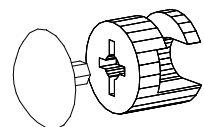
A - 8 St.
7 x 50 mm



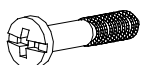
E - 4 St.



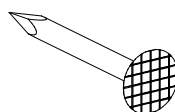
S - 8 St.



T - 8 St.



B - 8 St.



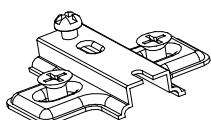
F - 50 St.



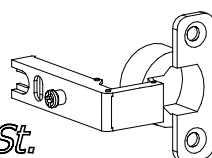
R - 8 St.
3 x 13 mm



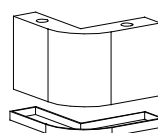
L - 34 St.



C - 8 St.



G - 8 St.



K - 4 St.

