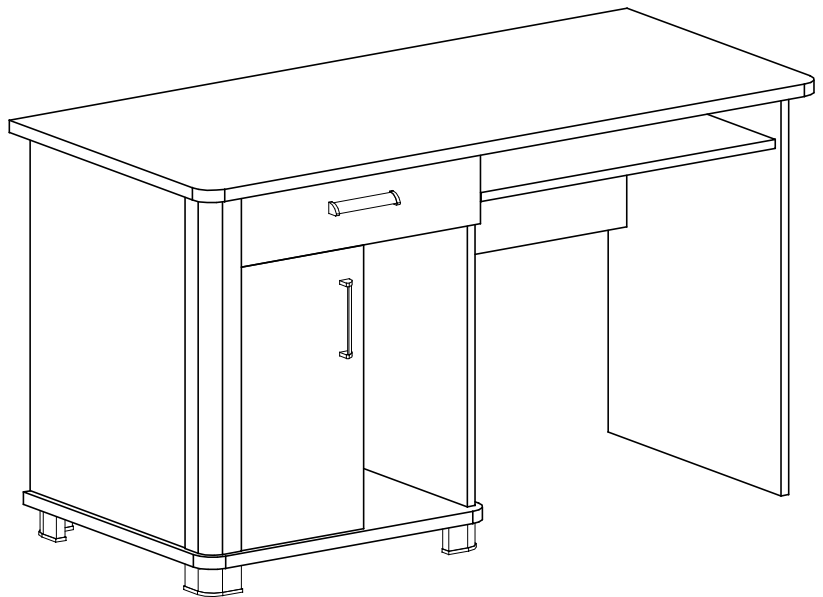


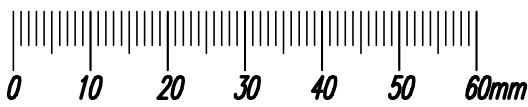
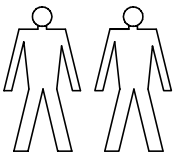
# BIURKO

# INSTRUKCJA MONTAŻU MONTAGEANLEITUNG

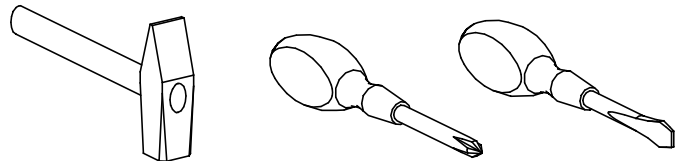
NR 15



**MONTOWAĆ NA MIEKKIM PODŁOŻU TYPU: KOC, DYWAN.**



**Narzędzia niezbędne do montażu (nie dostarczane przez producenta)**  
**Zur Montage benötigte Werkzeuge (nicht vom Hersteller mitgeliefert)**

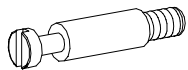
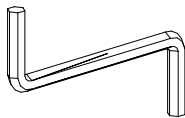


**PRZED ROZPOCZĘCIEM MONTAŻU ZAPOZNAĆ SIĘ Z INSTRUKCJĄ  
BITTE MONTAGEANLEITUNG BEACHTEN**

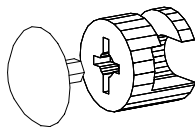
**W PRZYPADKU REKLAMACJI PROSZĘ OZNACZYĆ  
NUMER SERII OPISANY NA ETYKIECIE OPAKOWANIA**



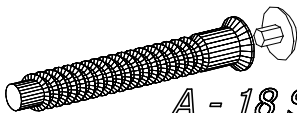
**C - 16 St.**  
3 x 13 mm



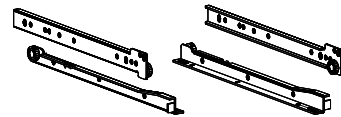
**S - 10 St.**



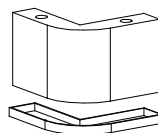
**T - 10 St.**



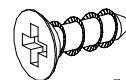
**A - 18 St.**  
7 x 50 mm



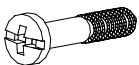
**G - 1 St.**      **L - 400mm**



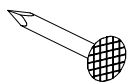
**K - 4 St.**



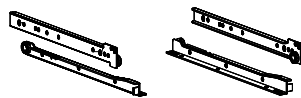
**N - 8 St.**  
euro 5 x 13 mm



**B - 4 St.**



**F - 26 St.**



**J - 1 St.**      **L - 350mm**

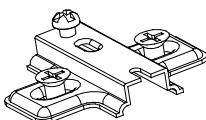


**D - 4 St.**  
4 x 16 mm

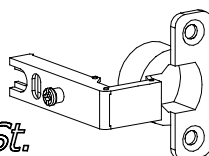


**L - 56 St.**

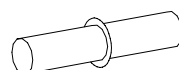
**P - 2 St.**



**R - 2 St.**



**H - 4 St.**



**E - 2 St.**

