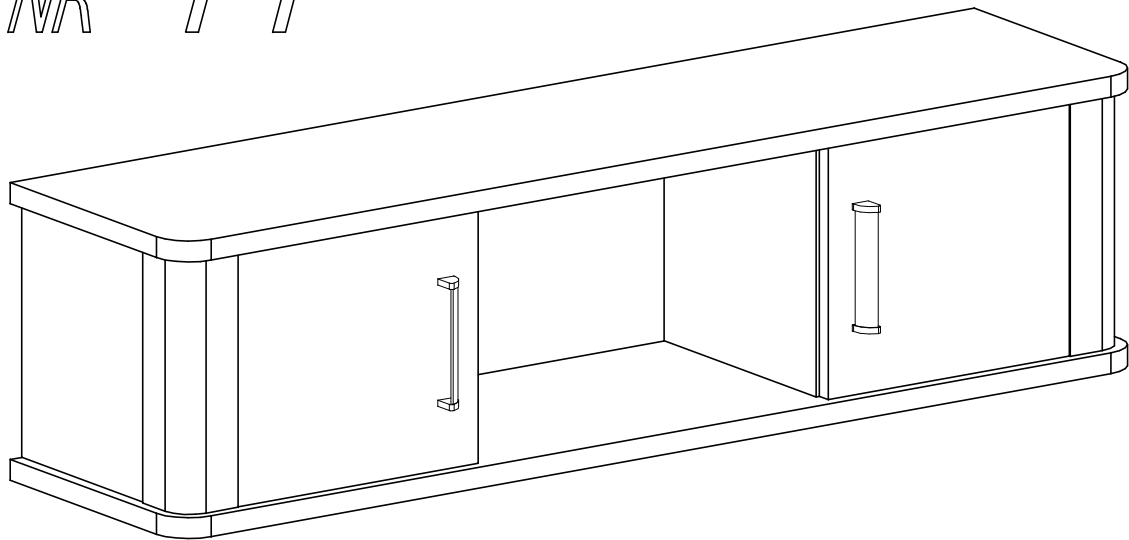


PÓŁKA WISZĄCA RTV 120

INSTRUKCJA MONTAŻU
MONTAGEANLEITUNG

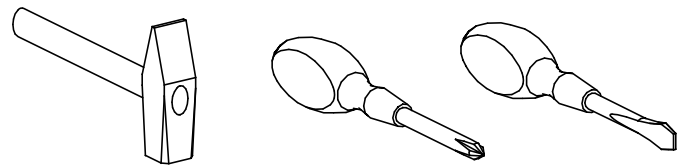
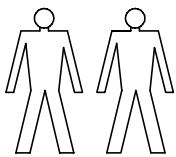
NR 14



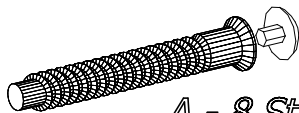
W PRZYPADKU REKLAMACJI PROSZĘ OZNACZYĆ
NUMER SERII OPISANY NA ETYKIECIE OPAKOWANIA

Narzędzia niezbędne do montażu (nie dostarczane przez producenta)
Zur Montage benötigte Werkzeuge (nicht vom Hersteller mitgeliefert)

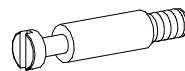
MONTOWAĆ NA MIEKKIM PODŁOŻU TYPU: KOC, DYWAN.



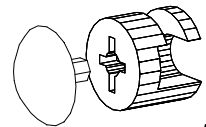
PRZED ROZPOCZĘCIEM MONTAŻU ZAPOZNAĆ SIĘ Z INSTRUKCJĄ
BITTE MONTAGEANLEITUNG BEACHTEN



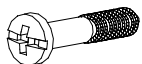
A - 8 St.
7 x 50 mm



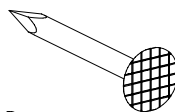
S - 4 St.



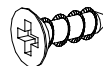
T - 4 St.



B - 4 St.



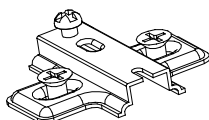
F - 40 St.



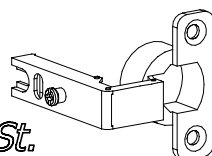
D - 8 St.
4 x 16 mm



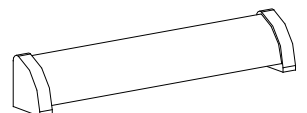
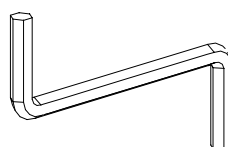
L - 36 St.



C - 4 St.



G - 4 St.



E - 2 St.