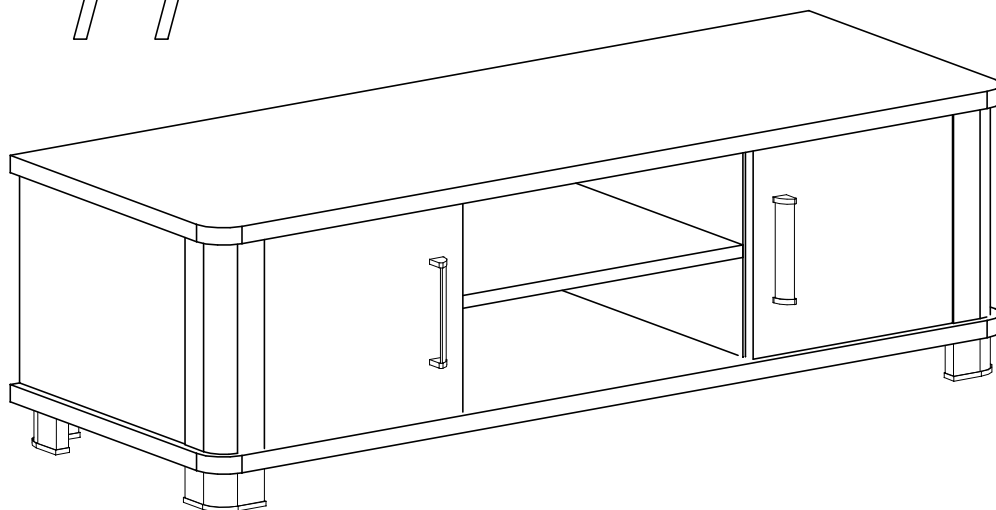


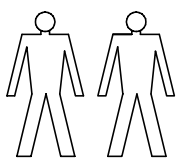
SZAFKA RTV 120

INSTRUKCJA MONTAŻU MONTAGEANLEITUNG

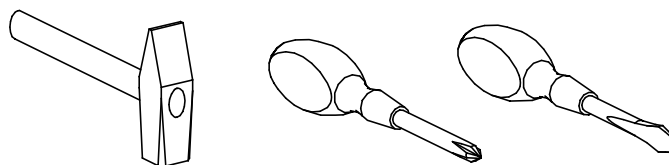
NR 11



MONTOWAĆ NA MIEKKIM PODŁOŻU TYPU: KOC, DYWAN.

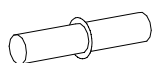
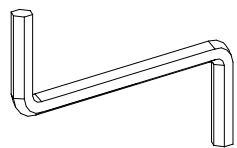


Narzędzia niezbędne do montażu (nie dostarczane przez producenta)
Zur Montage benötigte Werkzeuge (nicht vom Hersteller mitgeliefert)

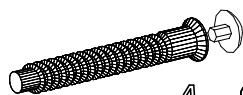


**PRZED ROZPOCZĘCIEM MONTAŻU ZAPOZNAĆ SIĘ Z INSTRUKCJĄ
BITTE MONTAGEANLEITUNG BEACHTEN**

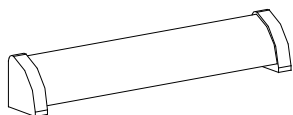
**W PRZYPADKU REKLAMACJI PROSZĘ OZNACZYĆ
NUMER SERII OPISANY NA ETYKIECIE OPAKOWANIA**



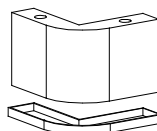
H - 4 St.



A - 8 St.
7 x 50 mm



E - 2 St.

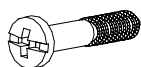


K - 4 St.

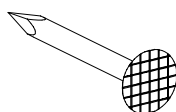


P - 8 St.
3 x 13 mm

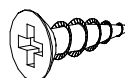
B - 4 St.



F - 40 St.



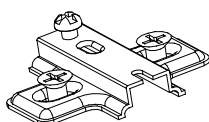
D - 8 St.
4 x 16 mm



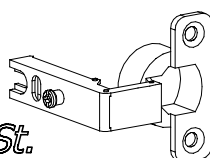
L - 36 St.



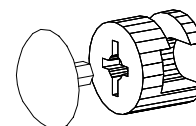
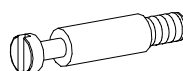
C - 4 St.



G - 4 St.



S - 12 St.



T - 12 St.