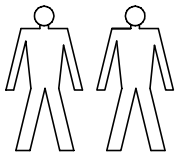


INSTRUKCJA MONTAŻU  
MONTAGEANLEITUNG

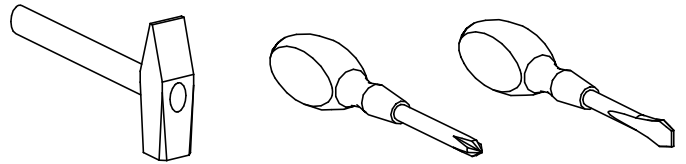
KOMODA 140  
WYSOKA

NR 10

MONTOWAĆ NA MIEKKIM PODŁOŻU TYPU: KOC, DYWAN.

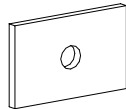
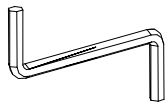


Narzędzia niezbędne do montażu (nie dostarczane przez producenta)  
Zur Montage benötigte Werkzeuge (nicht vom Hersteller mitgeliefert)



PRZED ROZPOCZĘCIEM MONTAŻU ZAPOZNAĆ SIĘ Z INSTRUKCJĄ  
BITTE MONTAGEANLEITUNG BEACHTEN

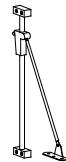
W PRZYPADKU REKLAMACJI PROSZĘ OZNACZYĆ  
NUMER SERII OPISANY NA ETYKIECIE OPAKOWANIA



M - 14 St.

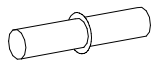



R - 4 St.  
3 x 20 mm



N - 1 St.

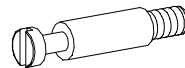
W - 6 St.  
H=2



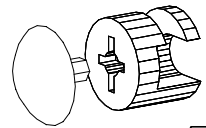
I - 4 St.



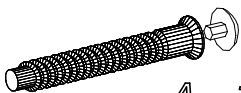
D - 20 St.  
4 x 16 mm



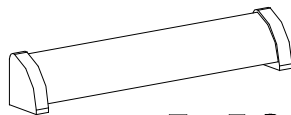
S - 14 St.



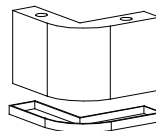
T - 14 St.



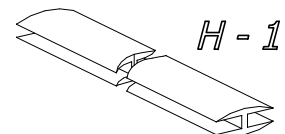
A - 12 St.  
7 x 50 mm



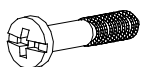
E - 5 St.



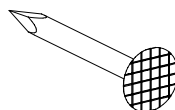
K - 4 St.



H - 1 St.



B - 10 St.



F - 56 St.

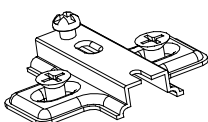


O - 11 St.  
3 x 13 mm

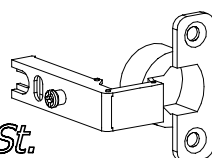


L - 44 St.

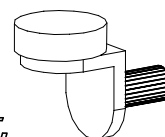
C - 4 St.  
H=4



G - 4 St.



J - 16 St.



U - 6 St.

