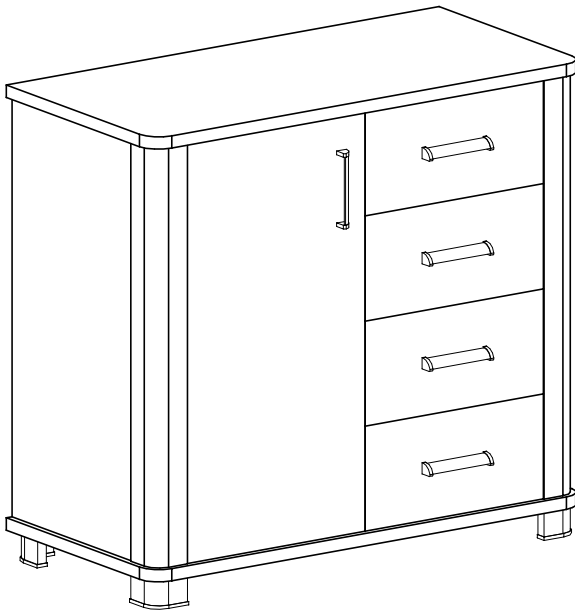


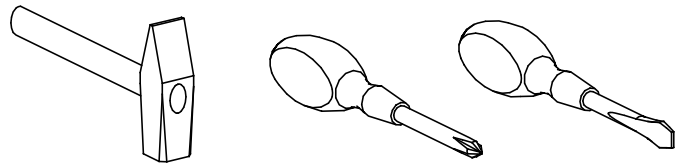
INSTRUKCJA MONTAŻU
MONTAGEANLEITUNG

KOMODA 90

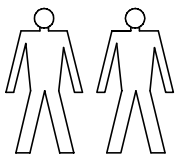
NR 7



Narzędzia niezbędne do montażu (nie dostarczane przez producenta)
Zur Montage benötigte Werkzeuge (nicht vom Hersteller mitgeliefert)

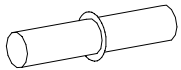
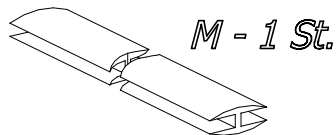
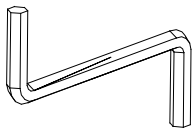


MONTOWAĆ NA MIEKKIM PODŁOŻU TYPU: KOC, DYWAN.

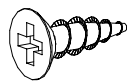


PRZED ROZPOCZĘCIEM MONTAŻU ZAPOZNAĆ SIĘ Z INSTRUKCJĄ
BITTE MONTAGEANLEITUNG BEACHTEN

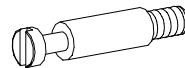
W PRZYPADKU REKLAMACJI PROSZĘ OZNACZYĆ
NUMER SERII OPISANY NA ETYKIECIE OPAKOWANIA



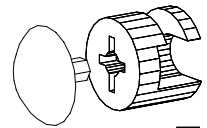
H - 4 St.



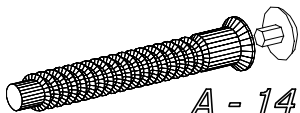
D - 4 St.
4 x 16 mm



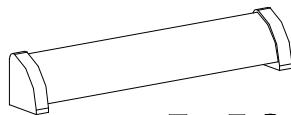
S - 18 St.



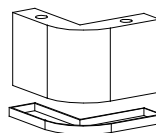
T - 18 St.



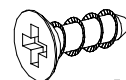
A - 14 St.
7 x 50 mm



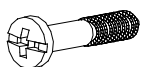
E - 5 St.



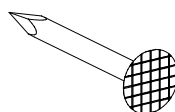
K - 4 St.



N - 16 St.
euro 5 x 13 mm



B - 10 St.



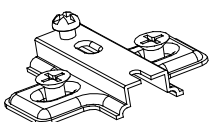
F - 65 St.



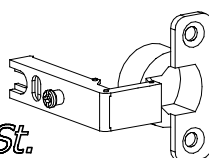
R - 24 St.
3 x 13 mm



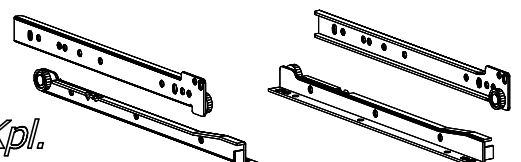
L - 70 St.



C - 2 St.



G - 2 St.



J - 4 Kpl.