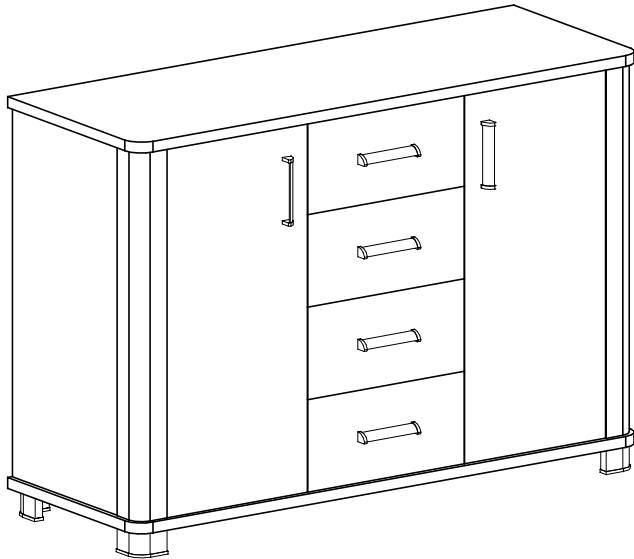


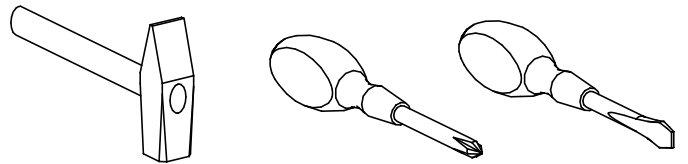
INSTRUKCJA MONTAŻU
MONTAGEANLEITUNG

KOMODA 120

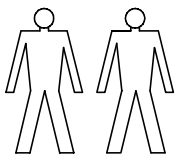
NR 6



Narzędzia niezbędne do montażu (nie dostarczane przez producenta)
Zur Montage benötigte Werkzeuge (nicht vom Hersteller mitgeliefert)

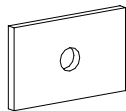
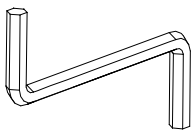


MONTOWAĆ NA MIEKKIM PODŁOŻU TYPU: KOC, DYWAN.

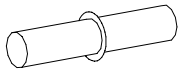


PRZED ROZPOCZĘCIEM MONTAŻU ZAPOZNAĆ SIĘ Z INSTRUKCJĄ
BITTE MONTAGEANLEITUNG BEACHTEN

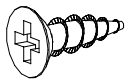
W PRZYPADKU REKLAMACJI PROSZĘ OZNACZYĆ
NUMER SERII OPISANY NA ETYKIECIE OPAKOWANIA



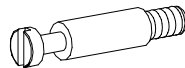
M - 12 St.



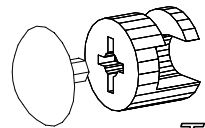
H - 8 St.



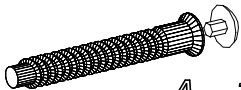
D - 8 St.
4 x 16 mm



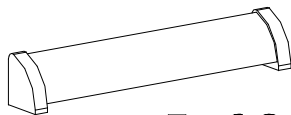
S - 20 St.



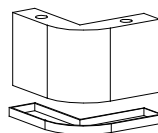
T - 20 St.



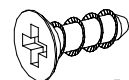
A - 16 St.
7 x 50 mm



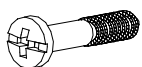
E - 6 St.



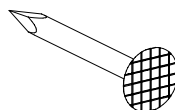
K - 4 St.



N - 16 St.
euro 5 x 13 mm



B - 12 St.



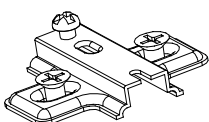
F - 70 St.



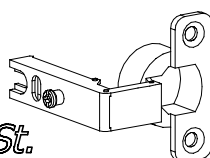
R - 24 St.
3 x 13 mm



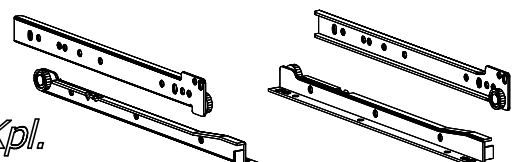
L - 70 St.



C - 4 St.



G - 4 St.



J - 4 Kpl.