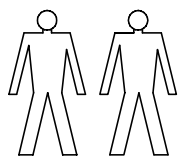


INSTRUKCJA MONTAŻU  
MONTAGEANLEITUNG

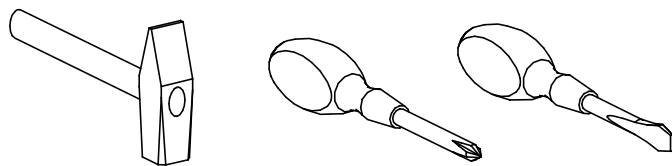
REGAŁ 50 WITRYNA

NR 5

MONTOWAĆ NA MIEKKIM PODŁOŻU TYPU: KOC, DYWAN.

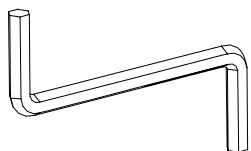


Narzędzia niezbędne do montażu (nie dostarczane przez producenta)  
Zur Montage benötigte Werkzeuge (nicht vom Hersteller mitgeliefert)

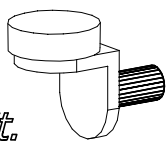


PRZED ROZPOCZĘCIEM MONTAŻU ZAPOZNAĆ SIĘ Z INSTRUKCJĄ  
BITTE MONTAGEANLEITUNG BEACHTEN

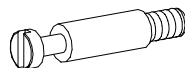
W PRZYPADKU REKLAMACJI PROSZĘ OZNACZYĆ  
NUMER SERII OPISANY NA ETYKIECIE OPAKOWANIA



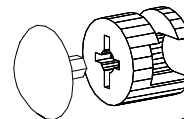
H - 12 St.



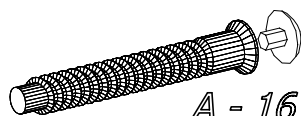
D - 6 St.  
4 x 16 mm



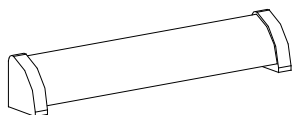
S - 12 St.



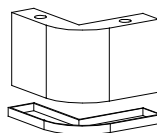
T - 12 St.



A - 16 St.  
7 x 50 mm



E - 3 St.

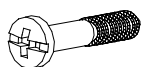


K - 4 St.

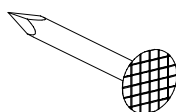


N - 8 St.  
euro 5 x 13 mm

B - 6 St.



F - 56 St.

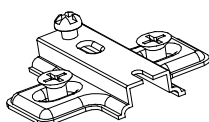


M - 16 St.  
3 x 13 mm

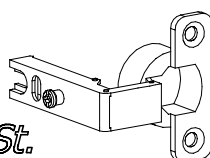


L - 60 St.

C - 3 St.



G - 3 St.



J - 2 Kpl.

