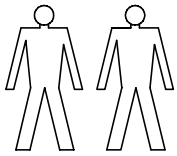


INSTRUKCJA MONTAŻU
MONTAGEANLEITUNG

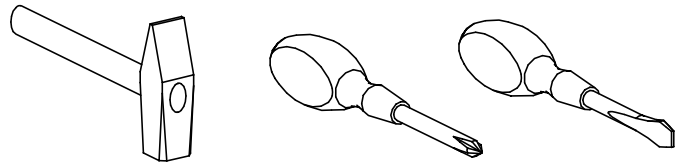
REGAŁ 50 PEŁNY

NR 4

MONTOWAĆ NA MIEKKIM PODŁOŻU TYPU: KOC, DYWAN.

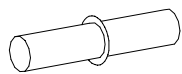
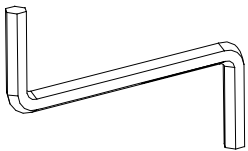


Narzędzia niezbędne do montażu (nie dostarczane przez producenta)
Zur Montage benötigte Werkzeuge (nicht vom Hersteller mitgeliefert)

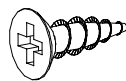


PRZED ROZPOCZĘCIEM MONTAŻU ZAPOZNAĆ SIĘ Z INSTRUKCJĄ
BITTE MONTAGEANLEITUNG BEACHTEN

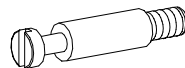
W PRZYPADKU REKLAMACJI PROSZĘ OZNACZYĆ
NUMER SERII OPISANY NA ETYKIECIE OPAKOWANIA



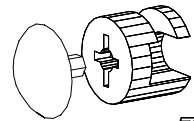
H - 12 St.



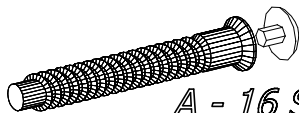
D - 6 St.
4 x 16 mm



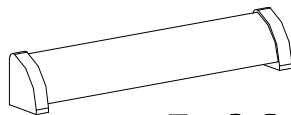
S - 12 St.



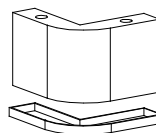
T - 12 St.



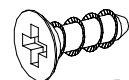
A - 16 St.
7 x 50 mm



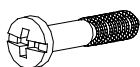
E - 3 St.



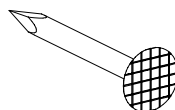
K - 4 St.



N - 8 St.
euro 5 x 13 mm



B - 6 St.




F - 56 St.



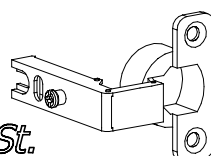
M - 16 St.
3 x 13 mm



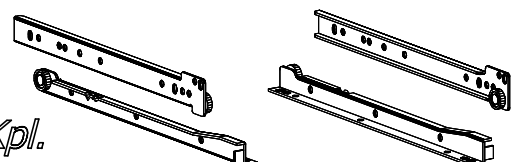
L - 60 St.



C - 3 St.



G - 3 St.



J - 2 Kpl.